



Student Perceptions of Learning Survey Course Report

FS23-PPL-805-001-LEC (Andrew Zeyveld)

Microeconomic Theory

Project Title: **FS23 Student Perceptions of Learning Survey**

Courses Audience: **9**
Responses Received: **7**
Response Ratio: **77.78%**

Report Comments

Transition from SIRS to SPLS

Implementation of the Student Perceptions of Learning Survey (SPLS) began with courses ending June 16, 2023 and later. SIRS was administered in courses ending prior to June 16. More information about the transition from SIRS to SPLS and a complete copy of the recently revised university policy is available at spls.msu.edu.

Institution-Level Questions

Responses to seven institution-level questions are presented in this report, which are gathered from all students in all courses every term. Responses to some or all of the first six questions can be used in conjunction with other instructional review data to support course improvement and to inform annual reviews and personnel decisions such as retention, promotion, salary, and tenure. Other forms of instructional review can include classroom visits, peer review, teaching portfolios, reflections, and course material. Importantly, responses to the institution-level questions represent students' perceptions of their experiences in a course, not "evaluations of teaching" or measures of student learning.

Responses to four questions will be made available to students to guide decision-making related to course selection: Expectations, Organization, Atmosphere, and Workload. SPLS responses from multiple terms will be compiled before information is made available to students, which will likely first take place in 2025.

College and/or Department or School Questions

Responses to college and/or department or school questions are presented after the institution-level questions. Not all colleges and departments or schools have opted to include questions in the SPLS yet; some may administer an equivalent survey by other means (e.g., Qualtrics, FileMaker). Questions or concerns about college and/or department or school survey questions should be directed to the school, department, or college.

Open-Ended Questions

Research on student perceptions surveys cautions against open-ended questions, in part, because they offer the greatest opportunity for bias. The SPLE Policy does not prevent colleges or departments from using open-ended questions. Those who choose to use them are strongly encouraged to also draft a protocol for managing rude responses and ensure that they understand what the literature says about open-ended questions. Responses to open-ended questions are included in instructor reports, but they are not included in college or department reports or dashboards.

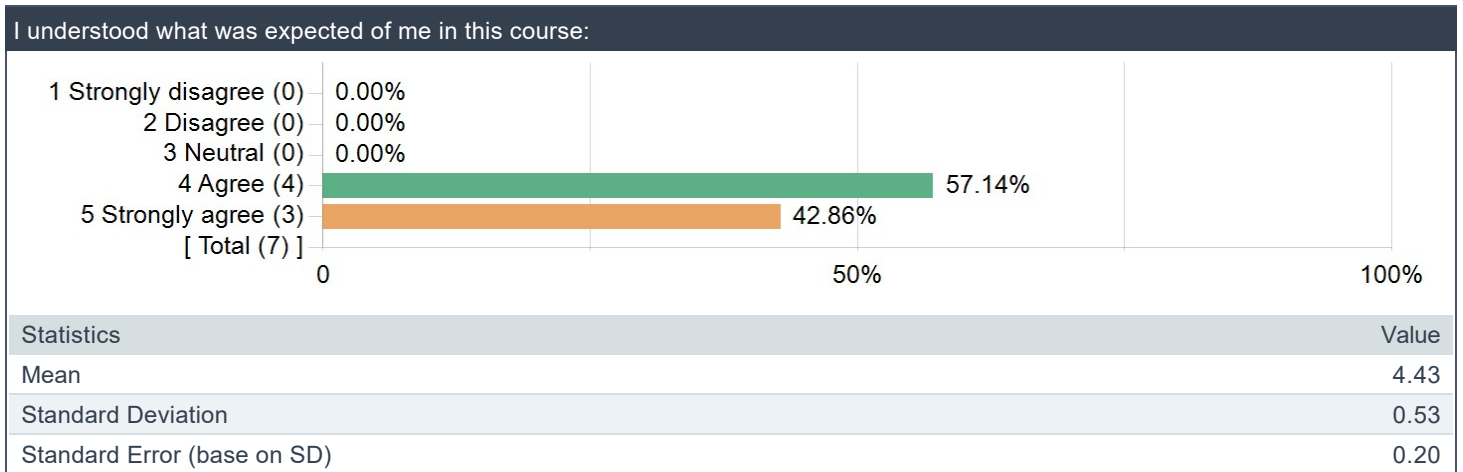
Extending Survey Periods Starting Spring 2024

Variable survey periods will be implemented starting in the spring 2024 term, which can contribute to higher response rates when paired with other strategies (e.g., reserve time in class, provide direct access via URL or QR code, describe how the instructor uses student feedback to improve the course).

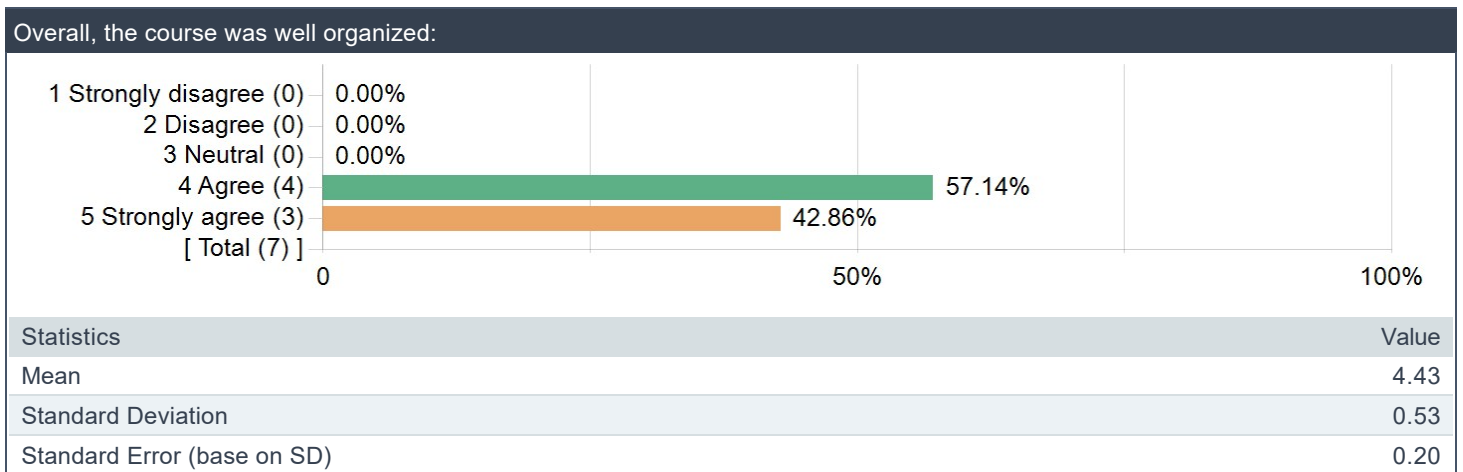
Course Duration	Survey Period
<6 weeks	5 calendar days
6 weeks to <11 weeks	7 calendar days
11 weeks or more	10 calendar days

Creation Date: **Thursday, December 21, 2023**

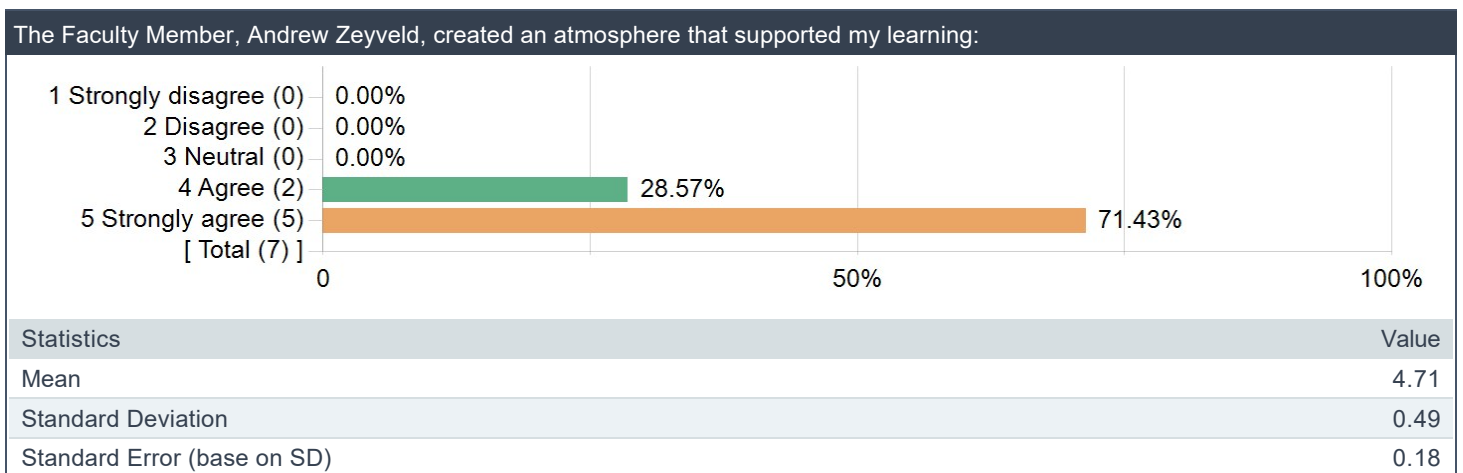
Expectations



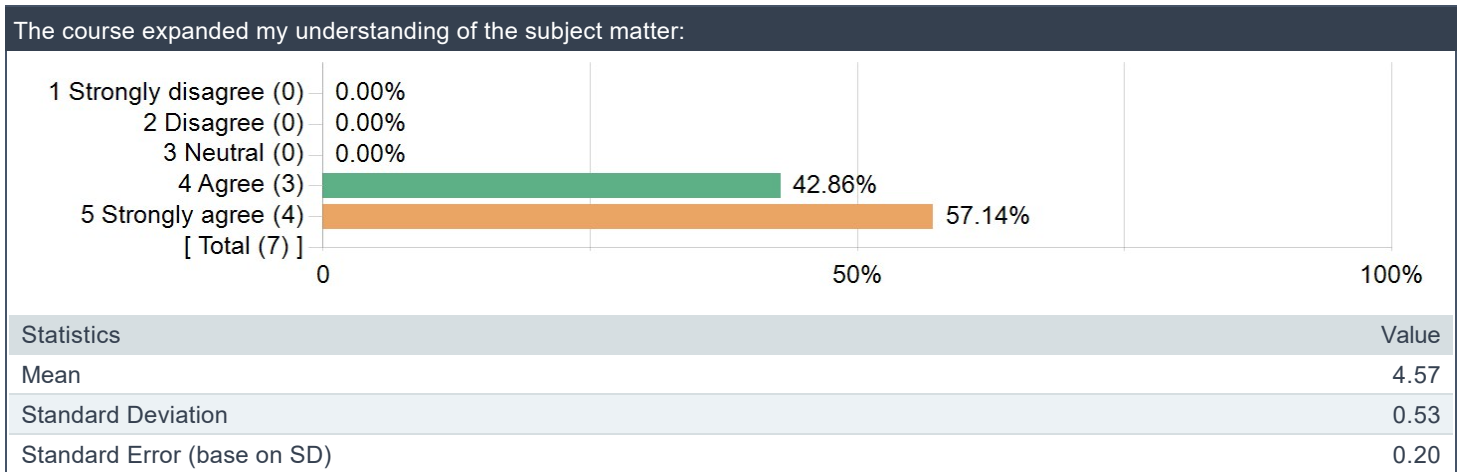
Organization



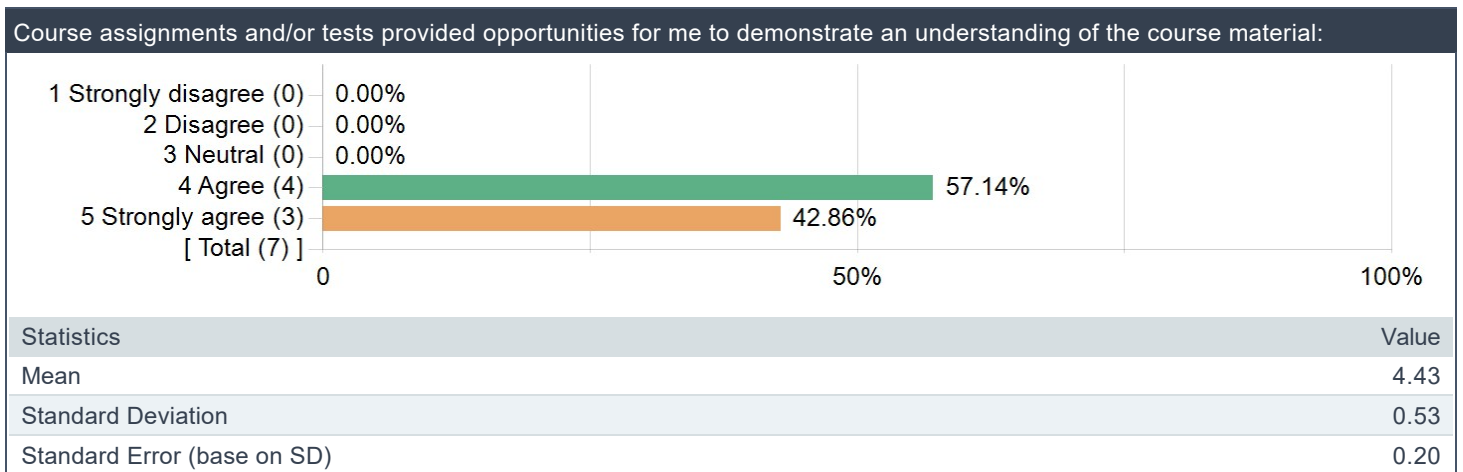
Atmosphere



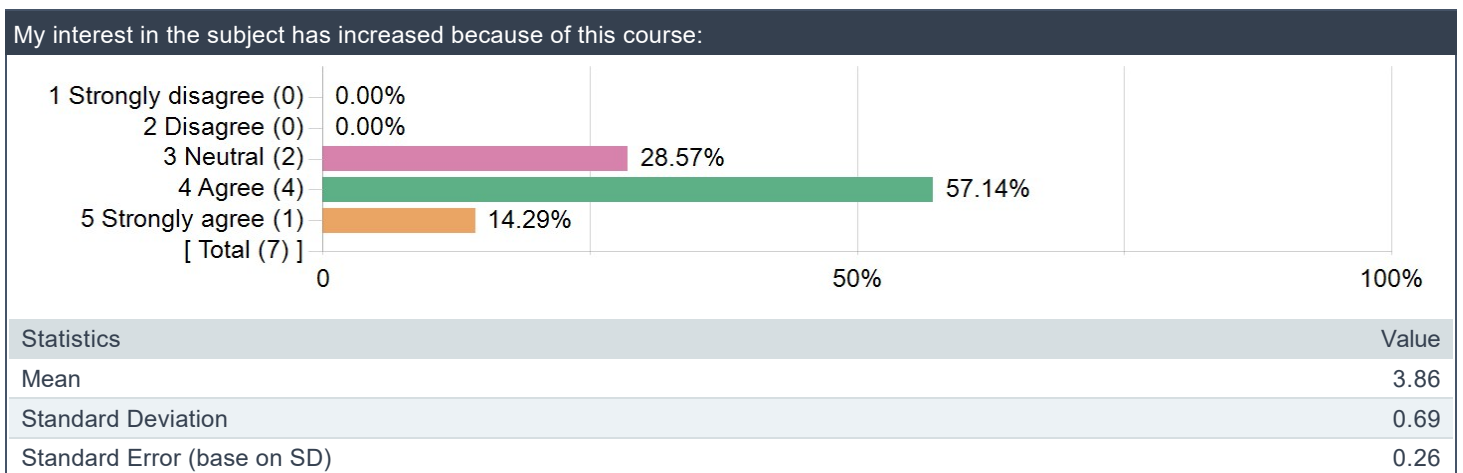
Expanded understanding



Demonstrate understanding

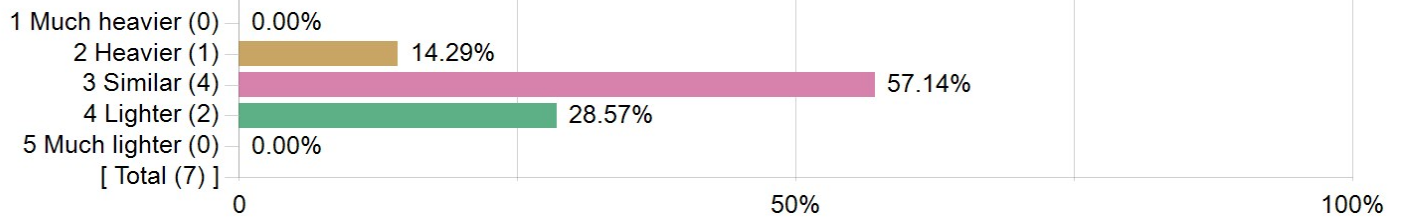


Interest increased



Workload

Compared to other courses of equal credit, the workload for this course was:



Statistics	Value
Mean	3.14
Standard Deviation	0.69
Standard Error (base on SD)	0.26